





Wealth Insights

TD Wealth Private Investment Advice

Winter 2026



Boulter & Associates **Wealth Management**

Paul M. Boulter

Annette Pennings

David Rowney

TD Wealth Private Investment Advice

957 Fourth Avenue East, Suite 100
Owen Sound, ON N4K 2N9

Toll Free: 1 877 371 3996

Fax: 519 371 0076

In This Issue

- RRSPs: Five Pitfalls to Avoid 2
- Forty-Year Flashback 2
- Plan for These Age Milestones 3
- Protect Against Scams & Fraud 4

To Our Clients:

After another solid year for the markets, many are wondering what lies ahead. What's likely to continue: our relentless drive to innovate, progress and grow. For perspective, take a look at *TIME's Best Inventions* list. Today, it is packed with tech marvels reshaping how we work and play. Two decades ago, "cutting-edge" inventions included airless tires and a folding piano (link below*). With a longer-term view, a strong case can be made that markets and economies will continue to advance.

Here's to a wonderful New Year—and all that lies ahead!

*TIME 2005 Best Inventions: <https://content.time.com/time/covers/0,16641,20051121,00.html>

Have the Ground Rules Changed?

"The most important things never change—they just get ignored because they seem too simple." — Morgan Housel, Same As Ever¹

In many ways, we may be living through a golden age of investing. Lower costs, technological advances and unprecedented access to information make markets more accessible than ever.

Consider how the investing landscape has evolved over the decades. Technology has automated trading systems, drastically lowering transaction costs, increasing access and fuelling trading activity. In the late 1980s, the New York Stock Exchange averaged around 500 million shares traded daily; by 2020, this figure doubled to over one billion. This has also changed investor behaviour: the average holding period for a stock, once spanning years, is now measured in months.¹

What many investors may not realize is that public equity markets have shrunk in terms of listed companies. In 1997, there were roughly 8,000 U.S. listings; today, this has halved to closer to 4,000. Despite this, global market capitalization has grown from about \$50 trillion in 2011 to over \$140 trillion today, with the U.S. share rising from roughly 30 to 50 percent. By contrast, Canada's global market cap share has fallen from about 4 percent in the early 2000s to about 2.4 percent today.² This reflects both consolidation and the rise of massive U.S. and Asian companies that now dominate global indexes.

While the pool of public companies has declined, the range of investment opportunities has never been broader. Over the decades, new products like ETFs, derivatives and private market instruments have allowed investors to build diversified portfolios in ways once unthinkable. Technology has also opened the door to private equity and other alternative assets, areas previously reserved for institutional or ultra-HNW investors.

The combination of lower costs and greater access has fuelled the "democratization of investing." Even in a "K-shaped" economy, where higher-income households drive overall economic activity, equity market participation has widened. The bottom 50 percent of U.S. households now hold over \$500 billion in equities, up from \$100 billion in 2020. Among lower-income households, 54 percent have taxable accounts, most opened in the past five years.³ Younger investors are also entering earlier, with rising RRSP and TFSA participation.⁴ Retail investors have become an undeniable force, with some strategists suggesting they helped drive the 2025 market rally, influencing valuations and outpacing institutional "smart money."⁵

With these changes, some may ask: Is a new rulebook in play for today's markets? Perhaps, but not necessarily. Valuation criteria and market structures may continue to evolve, yet certain fundamentals never change, as Housel reminds us. The time-tested principles of sound investing endure: a focus on quality, diversification, risk management and longer-term discipline, while aligning investments with personal goals and time horizons. Our role as advisors, too, hasn't changed—navigating the shifting opportunities and risks while focusing on each investor's objectives. Equity markets continue to generate some of the strongest returns of any asset class, supported by corporate profits and innovation. As we enter a new year, it's worth reflecting on the many reasons why this may be a golden age to be an investor.

1. <https://www.visualcapitalist.com/the-decline-of-long-term-investing/>; 2. \$148T, Varoni, by Oct. 2025: <https://www.visualcapitalist.com/124-trillion-global-stock-market-by-region/>; 3. <https://buildcommonwealth.org/research/understanding-todays-retail-investor/>; 4. <https://www.theglobeandmail.com/investing/personal-finance/retirement/article-retirement-savings-gen-z-canadians/>; 5. <https://www.reuters.com/markets/us/retail-replaces-smart-money-wall-street-rocket-fuel-2025-07-29/>

■ Tax-Smart Planning for the Future

How Well Are You Managing Your RRSP? Avoid These Five Pitfalls

Registered Retirement Savings Plan (RRSP) season is just around the corner. How well are you managing your RRSP?

RRSPs remain a key tool for building retirement savings, and avoiding common missteps can help reduce taxes and preserve more of your hard-earned wealth. Here are five RRSP pitfalls to avoid—or share with younger investors as they plan for the future:

1. Withdrawing funds to pay down debt. Consider the implications of making taxable withdrawals from the RRSP to pay down short-term debt. You may be paying more in tax on the withdrawal than you'll save in interest costs. In addition, once you make a withdrawal from an RRSP, you can't reinstate the valuable contribution room—unlike a Tax-Free Savings Account (TFSA), where withdrawals are added back to contribution room in the following year.

2. Contributing “losers” in-kind. To fund the RRSP, some investors move holdings from non-registered accounts. If you're considering making an “in-kind” contribution, be cautious about transferring investments that have declined in value. You'll be deemed to have sold these investments at fair market value at the time of transfer, yet the capital loss will be denied, and any tax relief lost. Instead, consider selling them on the open market and contributing cash to the RRSP so you can claim the capital loss (and be aware of the superficial loss rules—avoid repurchasing the same investment within 30 days).

3. Claiming the deduction in the wrong year. With any RRSP contribution, you're entitled to claim a tax deduction for the amount, so long as it is within your contribution limit. Keep in mind, however, that you don't need to claim the tax deduction in the year you make the contribution. You may carry it forward if you expect your income to be higher in future years, potentially placing you in a higher tax bracket and generating greater tax savings later.

4. Neglecting to update beneficiary designations. It may be

beneficial to review account beneficiaries (in provinces where applicable) periodically and after major life changes. For example, in the event of separation or divorce, be aware that named beneficiaries may not automatically be revoked depending on provincial law. As a result, an ex-spouse designation may still be in effect.



5. Withdrawing from a spousal RRSP. For couples where one spouse expects to have a high income in retirement, while the other will have little, a spousal RRSP can be an effective income-splitting tool. Yet, don't forget that attribution rules generally apply. If the higher-income spouse has made contributions to the spousal RRSP in the year or the previous two years, and funds are withdrawn from the plan, the withdrawal may be taxed to the higher-income spouse rather than the lower-income RRSP owner.

Consider the “Four Cs” of RRSP Season

Contribute — The deadline for RRSP contributions for the 2025 tax year is **Monday, March 2, 2026**. Consider setting up an automatic monthly contribution to stay on track and avoid missing the deadline.

Consolidate — If you hold multiple accounts across different financial institutions, consolidation can help provide convenience, comprehensive asset oversight and potential cost savings.

Collapse — If you are turning 71 years old in 2026, please get in touch to discuss options for converting your RRSP.

Confirm (Beneficiaries) — Ensure your plan beneficiaries are up to date to avoid complications during estate settlement.

Forty-Year Flashback: How Has Purchasing Power Changed?

How has purchasing power changed over time? You might be surprised. Back in 2012, the *Globe & Mail* published an article titled “Are You 68% Richer?” It took a snapshot of prices a quarter-century earlier, in 1987—the year Prime Minister Brian Mulroney led Canada into the Canada–U.S. Free Trade Agreement, designed to “raise all boats.” In 2012, the Consumer Price Index (CPI) suggested inflation had risen at a compound annual rate of 2.36 percent since 1987. Yet, the article noted that the cost of most goods—except for technology-related items—had far outpaced the rate of inflation.

Fast forward to today, and we find ourselves in a similar yet different position. Nearly 40 years later, the era of free trade has given way to a nationalistic agenda driven by the U.S. Still, as it was back then, the prices of most goods have risen well beyond the CPI.

The good news? Since that time, investors have seen the S&P/TSX Composite Index gain more than 713 percent (excluding dividends), outpacing price increases of all items in the chart. This growth came despite six bear markets lasting a combined 54 months, two of which saw declines of more than 45 percent. Equity markets have been one of the best ways to grow wealth and outpace inflationary pressures. And, if history is any indicator, that's encouraging news for long-term investors looking ahead to the next 40 years.

Changes in (Nominal) Prices of Select Items: 1987 & 2025¹

	1987	2025	Change
Cdn. Family Income (Avg.)²	\$42,686	\$112,001	+162%
Cdn. House (Avg.)³	\$129,702	\$672,784	+419%
Flat Screen TV⁴	\$1,599 (32")	\$750 (55")	-53%
Top Apple Computer⁵	\$9,150	\$8,999	-2%
Microwave⁴	\$580 (680W)	\$300 (1100W)	-48%
Bottle of Dom Perignon⁶	\$85.25	\$351.95	+313%
Big Mac Hamburger⁷	\$2.05	\$7.81	+281%
University Tuition²	\$1,137	\$7,360	+547%
Consumer Price Index⁸	67.5	162	+140%
S&P/TSX Composite Index⁹	3,739.47	30,419.68	+713%

1. 1987 nominal data: Report on Business Magazine, Apr. 2012, pg. 13; 2. https://publications.gc.ca/collections/collection_2018/statcan/13-208/CS13-208-1987.pdf; Stat Can T-1110019101 for 2025, with 3.6% (2024) & 3.8% (2025) wage growth assumptions; 3. CREA, April 1987 and July 2025; 4. Average Sony HD TV price 32" and 55", bestbuy.ca; 5. MacPro Tower, apple.ca; 6. LCBO ON pricing, July 1987 and July 2025; 7. <https://github.com/TheEconomist/big-mac-data>; 8. <https://bankofcanada.ca/rates/related/inflation-calculator/> for June 1987 & 2025; 9. At close on 3/31/87 and 10/28/25.

Reminder: 2026 TFSA Annual Dollar Limit is \$7,000, bringing the total lifetime contribution room (for those eligible since 2009) to \$109,000. The TFSA is a compelling investment vehicle to help preserve real purchasing power over time.

■ **Shaping Retirement Success**

Happy New Year! Plan Ahead for These Age Milestones

It has been said that “Old age is like everything else. To make a success of it, you’ve got to start young.”¹

Retirement planning can start at any age, but as the saying goes, it’s best to start as early as possible. If you are nearing certain age milestones this year, here are some tips to potentially maximize retirement savings. For assistance, please don’t hesitate to give the office a call. Consult with a tax advisor for any tax-planning matters.

18 or 19 Years Old (Age of Majority of Province/Territory): Help young folks start building long-term wealth early. At these ages, you may be eligible to open a TFSA or First Home Savings Account (FHSA).

60 Years Old: Early Canada Pension Plan (CPP) benefits. While the standard age is 65, you may opt to begin CPP benefits as early as age 60. Payments will decrease by 0.6 percent for each month you start prior to 65, up to a maximum reduction of 36 percent. Conversely, by deferring benefits to age 70, you can increase payments by up to 42 percent.

65 Years Old: Old Age Security (OAS). You can begin collecting OAS at age 65 or defer payments up to age 70. Each month of deferral increases your benefit by 0.6 percent, or 7.2 percent annually.

Federal Pension Income Tax Credit. At age 65, eligible pension income (such as withdrawals from a Registered Retirement Income Fund (RRIF)) may allow you to claim up to \$2,000 to reduce federal tax payable. Since this is a non-refundable tax credit, it cannot be carried forward. If you don’t yet have eligible pension income, consider opening a small RRIF to take advantage of this credit.

Note: There are exceptions when the tax credit can be used on a limited basis starting at age 55, including certain qualifying types of pension income and annuity income received as a widow(er), and RRIFs transferred to another RRSP/RRIF. Seek advice regarding your situation.

Pension income splitting. If your spouse/common-law partner has a lower marginal tax rate and/or available tax credits, you may benefit from splitting pension income. Up to 50 percent of eligible pension

income can be allocated to a spouse/partner for tax purposes.

Note: Pension income splitting may begin as early as age 55 for qualifying sources, such as registered company pension plans, except in Quebec.

71 Years Old: Collapse your RRSP. You must convert your RRSP by the end of the calendar year in which you turn 71. You may convert it to a RRIF, purchase an annuity or withdraw funds (taxable as income).

Final RRSP contributions. Consider catching up on any unused contribution room from prior years. Remember: Contributions must be made before year-end, not by the usual RRSP deadline.

The “forgotten” RRSP contribution. If you continue to work, you may earn new RRSP contribution room for the following year. Since your RRSP must be collapsed by December 31 of the year you turn 71, a contribution could be made before year-end, which may create a temporary overcontribution. While the overcontribution incurs a one percent per month penalty, the resulting tax deduction may be more beneficial. For example, with an annual taxable income of \$100,000, if an individual can fully deduct an overcontribution of \$20,000, it may result in a tax savings (e.g., at a marginal tax rate of 32 percent = \$6,400) which exceeds the approximately \$180 penalty, assuming they can take advantage of the \$2,000 lifetime overcontribution, which is permitted without penalty.

Spousal RRSP. If you’ve reached 71 but have a younger spouse and have RRSP contribution room (or are still generating RRSP contribution room), consider a spousal RRSP. This may allow for income-splitting opportunities and continued tax-deferred growth.

1. This quote is often attributed to Theodore Roosevelt and, on occasion, Fred Astaire.



Equity Market Perspectives: What Has Driven the Advances?

With equity markets climbing to new highs in 2025, concerns about elevated valuations have been prevalent. When indices push into record territory, investors question whether prices have outpaced fundamentals—or if there’s still room to run.

Many factors influence stock market movements—headlines, geopolitical events, economic growth, inflation, interest rates, government policies, to name a handful. Yet over the long term, one of the key drivers of returns is earnings. Consumer and business spending flow through to corporate revenues and, after costs, drive profits.

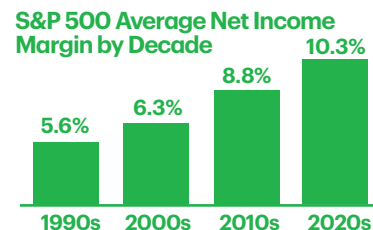
S&P 500 Key Drivers of Stock Market Performance

Decade	Dividends	Earnings Growth	P/E Change	Annual Returns
1970s	3.5%	9.9%	-7.5%	5.9%
1980s	5.2%	4.4%	7.7%	17.3%
1990s	3.2%	7.4%	7.2%	17.8%
2000s	1.2%	0.8%	-3.2%	-1.2%
2010s	2.0%	10.6%	1.0%	13.6%
2020s	1.5%	9.0%	3.9%	14.4%

Respected investor John Bogle suggested the key drivers of equity returns are dividend yield, earnings growth and speculative return or changes in valuations (the price/earnings (P/E) change).
“Don’t Count on It,” J. Bogle; <https://awealthofcommonsense.com/2025/10/animal-spirits-why-retail-is-outperforming/>

Profitability has not just held up; it has expanded. U.S. corporate margins have continued to rise, with average S&P 500 net income margins this decade climbing over 10 percent,

roughly double the level of the 1990s. Canadian corporate profits have followed a similar trajectory, though aggregate profits have been more sensitive to commodity prices; a reminder that growth in economies and markets is rarely linear.



Source: <https://awealthofcommonsense.com/2025/09/why-is-the-stock-market-up-so-much-in-the-2020s/>

Earnings growth alone doesn’t guarantee high returns.* But it remains an important contributor to the market’s strength. Looking

Canada Corporate Profits, 1970 to Q2 2025



Aggregate corporation profits before taxes, x 1,000,000,000
Source: StatsCan T:36-10-0125-01

ahead to 2026, here’s to continued earnings strength, so the bulls can keep running!

*In the 1970s, earnings growth was strong (+9.9%), yet high inflation and external factors (such as the oil shocks) kept equity returns subdued.

■ Staying Ahead of Scammers

Reminders for a New Year: Five Tips to Protect Against Scams & Fraud

Which generation is more likely to fall for online scams? The answer may surprise you. Despite being immersed in digital technology since birth, younger generations—often called “digital natives”—are statistically more likely to fall victim to online fraud.¹ This phenomenon is sometimes called the *paradox of the digital natives*: early exposure to technology doesn't necessarily mean stronger digital literacy.

Given our increasing reliance on digital devices and the growing sophistication of scams, the start of the year may be an ideal time to revisit digital safety basics—whether with younger family members or older adults who may be more vulnerable and in need of support.

Here are five universal tips to help protect against fraud:

1. Pause before you (re)act. Scammers often rely on urgency or pressure, though sophisticated scams often involve building trust over time. Slowing down can protect you from making mistakes.

- *Be skeptical of messages that pressure you to act immediately*—especially those involving money or personal information.
- *“Take Five, Tell Two:*” If you're unsure, pause for five minutes and speak to two trusted people.

2. Let technology work for you. Leverage built-in tools and settings to screen out threats. Given our significant daily use of smartphones, here are a handful of ideas relating to mobile phones:

- *Let unknown calls go to voicemail.* Legitimate callers will leave a message or will call back if needed.
- *Silence calls from unknown numbers* to avoid answering by accident. For the iPhone, go to Settings > Apps > Phone. Scroll down to “Calls.” Tap “Silence Unknown Callers.”
- *Use your carrier's screening tools.* I.e., Rogers offers “Call Control,” which requires callers to enter a randomly generated number before the call connects. This helps block automated robocalls.
- *Set up a filter on phones* to sort unknown texts into a separate folder to avoid accidental replies and reduce clutter.
- *Never reply* to unknown calls or messages—doing so confirms your number is active.

3. Limit what you share. The less information you put out there, the harder it is for scammers to target you.

- *Never share personal or financial information* unless you're certain of the recipient's identity and the communication channel is secure.

- *Reduce your digital footprint.* Delete unused online accounts to reduce access in case of a data breach.

- *Avoid posting personal details* on social media like birthdays, addresses, travel plans or even family member names.

- *Always set online privacy settings to the highest level.*

- *Be cautious with online forms or surveys*—verify the source first.

4. Use good payment practices. Be thoughtful about how and where you send money.

- *Use payment methods with fraud protection*, such as PayPal, when sending funds to unfamiliar recipients. Avoid wire transfers, gift cards or Interac e-transfers for unfamiliar transactions.
- *Use separate email addresses or usernames for less-secure transactions to protect your identity online.*
- *Add a layer of personal security.* Proactive steps can make it harder to impersonate you or your loved ones.
- *Create a family code word* to verify the identity of anyone claiming to be a loved one in distress. If a caller can't provide the code word, hang up.
- *Consider using a dedicated email address exclusively for financial and banking transactions.*
- *For added privacy, some use “alternate” (burner) birthdates or slight name variations* when registering for non-essential services to conceal private data and limit exposure of personal information.

5. Stay informed. Fraud is increasingly sophisticated, and tactics evolve rapidly. Stay informed to protect against evolving scams.

- *Follow trusted resources* that publish new scams, such as the **Canadian Anti-Fraud Centre** at <https://antifraudcentre-centreantifraude.ca/> or **Better Business Bureau** at <https://www.bbb.org/all/spot-a-scam>
- *If you suspect a scam, report it*—you could help protect others. <https://antifraudcentre-centreantifraude.ca/report-signalez-eng.htm>

1. <https://www.news24.com/life/lifestyle-trends/which-generation-is-more-likely-to-fall-for-online-scams-the-paradox-of-the-digital-natives-20250312#>; <https://www.wsj.com/tech/cybersecurity/young-adult-phishing-scams-social-media-use-bcf7b6ca?>; https://www.ey.com/en_us/newsroom/2022/10/gen-z-and-millennials-less-serious-about-cybersecurity-on-work-issued-devices-than-personal-according-to-new-ey-consulting-survey



Paul M. Boulter, BA, CIM®,
FCSI®, CIWM
Senior Investment Advisor
519 371 4471
paul.boulter@td.com

David Rowney, B.Econ,
CFP®, CIM®
Investment Advisor
519 371 2964
david.rowney@td.com

Annette Pennings, CFP®, CIM®,
FMA, FCSI®
Investment Advisor
519 371 2799
annette.pennings@td.com

Angela Oniszczyk
Client Service Associate
519 371 4095
angela.oniszczyk@td.com

TD Wealth Private Investment Advice

957 Fourth Avenue East, Suite 100

Owen Sound, Ontario N4K 2N9

Toll Free: 1 877 371 3996 Fax: 519 371 0076

<https://advisors.td.com/boulterandassociateswealthmanagement>

Boulter
& Associates **Wealth Management**



The information contained herein has been provided by J. Hirasawa & Associates for TD Wealth and is for information purposes only. The information has been drawn from sources believed to be reliable. Graphs and charts are used for illustrative purposes only. The information does not provide financial, legal, tax or investment advice. Particular investment, tax, or trading strategies should be evaluated relative to each individual's objectives and risk tolerance. Certain statements in this document may contain forward-looking statements (“FLS”) that are predictive in nature and may include words such as “expects”, “anticipates”, “intends”, “believes”, “estimates” and similar forward-looking expressions or negative versions thereof. FLS are based on current expectations and projections about future general economic, political and relevant market factors, such as interest and foreign exchange rates, equity and capital markets, the general business environment, assuming no changes to tax or other laws or government regulation or catastrophic events. Expectations and projections about future events are inherently subject to risks and uncertainties, which may be unforeseeable. Such expectations and projections may be incorrect in the future. FLS are not guarantees of future performance. Actual events could differ materially from those expressed or implied in any FLS. A number of important factors including those factors set out above can contribute to these digressions. You should avoid placing any reliance on FLS. Index returns are shown for comparative purposes only. Indexes are unmanaged and their returns include reinvestment of dividends, if applicable, but do not include any sales charges or fees as such costs would lower performance. It is not possible to invest directly in an index. Links to other websites are for convenience only. No endorsement of any third-party products, services or information is expressed or implied by any information, material or content referred to or included on, or linked from or to here. All insurance products and services are offered by life licensed advisors of TD Waterhouse Insurance Services Inc., a member of TD Bank Group. TD Wealth Private Investment Advice is a division of TD Waterhouse Canada Inc., a subsidiary of The Toronto-Dominion Bank. ©The TD logo and other TD trademarks are the property of The Toronto-Dominion Bank or its subsidiaries. Boulter & Associates Wealth Management is part of TD Wealth Private Investment Advice.